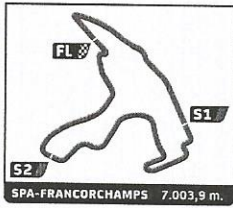


ACNN SPA EURO RACE QUALIFYING

Provisional Classification

Nr. Drivers	Team	Car	Cl	Time	Lap Total	Gap	Kph
1 905 R. Buitendijk		Porsche 944 Turbo	Porsche Cu	2:43.715	5 10	- -	154.0
2 103 R. Snel		BMW E36 M3	DTC	2:45.608	5 9	+1.893 +1.893	152.3
3 134 H. Oosten/Bijzitter		Zilhouette M3	DTC	2:45.731	7 8	+2.016 +0.123	152.1
4 244 R. de Leeuw/de Vreede		BMW E36 325i	DTC	2:51.488	5 9	+7.773 +5.757	147.0
5 50 J. Vos/Vos		Zilhouette	Zilhouette C	2:53.247	7 8	+9.532 +1.759	145.5
6 957 N. Steehouwer/Huisman		Porsche Cu	Porsche Cu	2:53.867	4 9	+10.152 +0.620	145.0
7 901 H. Verkerk		Porsche 968 Cl.Sp.	Porsche Cu	2:54.038	2 7	+10.323 +0.171	144.9
8 93 C. Bergsma/de Jonq		Zilhouette	Zilhouette C	2:54.190	4 10	+10.475 +0.152	144.8
9 167 S. Jansen		BMW E36 M3	DTC	2:54.842	7 7	+11.127 +0.652	144.2
10 78 M. Wieringa		Zilhouette	Zilhouette C	2:55.092	7 10	+11.377 +0.250	144.0
11 92 M. Hermans		Zilhouette	Zilhouette C	2:55.142	4 6	+11.427 +0.050	144.0
12 69 J. Drenth		Zilhouette	Zilhouette C	2:55.998	4 8	+12.283 +0.856	143.3
13 77 E. Geerts		Zilhouette	Zilhouette C	2:56.970	3 9	+13.255 +0.972	142.5
14 95 R. Hannink		Zilhouette	Zilhouette C	2:57.055	10 10	+13.340 +0.085	142.4
15 82 H. Sijsma/Schoonhoven		Zilhouette	Zilhouette C	2:57.325	2 7	+13.610 +0.270	142.2
16 96 M. van der Lyke		Zilhouette	Zilhouette C	2:57.825	5 9	+14.110 +0.500	141.8
17 925 M. Braakman		Porsche Cu	Porsche Cu	2:58.178	4 10	+14.463 +0.353	141.5
18 98 J. Hoekstra		Zilhouette	Zilhouette C	2:58.680	7 10	+14.965 +0.502	141.1
19 9 D. van der Spek		BMW E36 325i	Ooperon C	2:58.896	3 9	+15.181 +0.216	140.9
20 968 J. Heil		Porsche Cu	Porsche Cu	2:59.339	4 9	+15.624 +0.443	140.6
21 10 J. Boertien/Verswyveren		Ooperon C	Ooperon C	2:59.616	4 8	+15.901 +0.277	140.4
22 11 M. Kruger/Kruger		BMW E36 325i	Ooperon C	3:00.472	10 10	+16.757 +0.856	139.7
23 205 W. Zijlstra		BMW E36 325i	DTC	3:00.952	5 8	+17.237 +0.480	139.3
24 24 J. van Leeuwen		BMW E36 325i	Ooperon C	3:01.356	4 9	+17.641 +0.404	139.0
25 29 Land/Land		BMW E36 325i	Ooperon C	3:01.525	4 9	+17.810 +0.169	138.9
26 907 R. van Rooijen		Porsche Cu	Porsche Cu	3:01.529	4 9	+17.814 +0.004	138.9
27 31 V. de Keuninck		BMW E36 325i	Ooperon C	3:02.049	9 9	+18.334 +0.520	138.5
28 73 J. den Hollander		Zilhouette	Zilhouette C	3:02.138	7 8	+18.423 +0.089	138.4
29 40 L. Stiksma		BMW E36 325i	Ooperon C	3:02.492	4 9	+18.777 +0.354	138.2
30 127 J. van den Outenaar		BMW E36 325i	DTC	3:03.072	9 9	+19.357 +0.580	137.7
31 194 M. van der Lip		BMW E36 M3	DTC	3:03.411	6 8	+19.696 +0.339	137.5
32 986 J. Hulsebos		Porsche Cu	Porsche Cu	3:03.667	3 5	+19.952 +0.256	137.3
33 38 W. Meendering		BMW E36 325i	Ooperon C	3:03.852	4 9	+20.137 +0.185	137.1
34 975 P. van den Berg		Porsche Cu	Porsche Cu	3:05.041	7 9	+21.326 +1.189	136.3
35 136 P. van der Ham		BMW E46 M3	DTC	3:05.190	5 6	+21.475 +0.149	136.2
36 242 R. M de Weerd		VW GOLF TDI	DTC	3:06.050	4 7	+22.335 +0.860	135.5
37 18 S. Kohler		BMW E36 325i	Ooperon C	3:06.101	9 9	+22.386 +0.051	135.5
38 919 S. Roest		Porsche 944	Porsche Cu	3:06.311	7 9	+22.596 +0.210	135.3
39 20 H. Dekens/Dekens		BMW E36 325i	Ooperon C	3:07.148	7 9	+23.433 +0.837	134.7
40 43 A. Bakker		BMW E36 325i	Ooperon C	3:07.788	4 8	+24.073 +0.640	134.3
41 939 R. Sluiter		Porsche 944	Porsche Cu	3:08.393	4 9	+24.678 +0.605	133.8
42 206 L. Gooshouwer		BMB COMPACT	DTC	3:08.668	6 9	+24.953 +0.275	133.6
43 915 W. Groenewoud		Porsche 944	Porsche Cu	3:09.075	9 9	+25.360 +0.407	133.4
44 246 J. Jelgerhuis		ALFA	DTC	3:09.734	4 9	+26.019 +0.659	132.9
45 16 H. van Dijk		BMW E36 325i	Ooperon C	3:10.186	9 9	+26.471 +0.452	132.6
46 57 H. Hoekstra		BMW E36 325i	Ooperon C	3:10.398	7 9	+26.683 +0.212	132.4
47 993 E. Hesp		Porsche 944	Porsche Cu	3:10.485	9 9	+26.770 +0.087	132.4
48 12 M. van Dijk		BMW E36 325i	Ooperon C	3:10.819	9 9	+27.104 +0.334	132.1
49 234 G. Zanting		VW GOLF TDI	DTC	3:11.690	4 9	+27.975 +0.871	131.5
50 202 R. Dijkhuis		BMW 123 D	DTC	3:12.354	9 9	+28.639 +0.664	131.1
51 930 H. Havik		Porsche 944	Porsche Cu	3:12.750	7 9	+29.035 +0.396	130.8
52 74 C. Mik		BMW E36 325i	Ooperon C	3:12.781	9 9	+29.066 +0.031	130.8
53 908 R. Nooy		Porsche 944	Porsche Cu	3:12.895	7 9	+29.180 +0.114	130.7
54 236 P. Gerard van Schajik		VW GOLF TDI	DTC	3:13.143	3 5	+29.428 +0.248	130.5
55 102 M. Dijkhuis		BMW E90 M3	DTC	3:13.780	6 8	+30.065 +0.637	130.1
56 977 J. Iske		Porsche 944	Porsche Cu	3:14.543	9 9	+30.828 +0.763	129.6
57 900 M. Oostrum		Porsche 944	Porsche Cu	3:15.338	5 9	+31.623 +0.795	129.1
58 902 E. Klooster		Porsche 944	Porsche Cu	3:15.532	9 9	+31.817 +0.194	129.0
59 966 C. van Garderen		Porsche 944	Porsche Cu	3:18.218	3 5	+34.503 +2.686	127.2
60 934 R. Hackbarth		Porsche 944	Porsche Cu	3:23.627	3 9	+39.912 +5.409	123.8
61 241 D. Gigi Rikman		VW GOLF TDI	DTC	3:24.517	4 5	+40.802 +0.890	123.3
Not classified:							
7 O. Hiemstra		BMW E36 325i	Ooperon C				
8 G. Klopstra		BMW E36 325i	Ooperon C				
15 R. van Loon		BMW E36 325i	Ooperon C		2		
39 B. Visser		BMW E36 325i	Ooperon C				
94 C. Broeren		Zilhouette	Zilhouette C				

Handwritten signature: J. B. 17/5/07



ACNN
SPA EURO RACE
QUALIFYING


Provisional Classification


Nr. Drivers	Team	Car	Cl	Time	Lap Total	Gap	Kph
142 M. Dijkhuis		BMW E46 GTR	DTC		4		
191 Z. Bralic		BMW E36 M3	DTC				
243 T.		RENAULT CLIO	DTC				
936 G. Wijnschenk		Porsche 968 Turbo	Porsche Cu				
988 J. de Koekoek			Porsche Cu				

Fastest Lap	Lap 5	Richard Buitendijk	2:43.715	154.0 Kph
--------------------	-------	--------------------	-----------------	-----------


LAP 3 OF CARS Nº 24-242 INVALIDATED DUE TO TRACK LIMITS
 LAP 4 OF CARS Nº 986 INVALIDATED DUE TO TRACK LIMITS
 LAP 7 OF CARS Nº 31 INVALIDATED DUE TO TRACK LIMITS

Published at:

Race Director:  17.30h.

Timekeeper: 

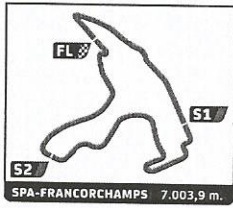
Track Status: **DRY**



ACNN SPA EURO RACE QUALIFYING

Best Sector Times


SECTOR 1			SECTOR 2			SECTOR 3			Pos	Team	CI	Ideal Lap	Best Lap
Pos	Driver	Time	Driver	Time	Driver	Time	Pos	Time					
1	905 R.Buitendijk	45.496	134 H.Oosten/Bijzitter	1:15.210	134 H.Oosten/Bijzitter	42.352	1	905	Porsche Cup	2:43.601	2:43.715	(1)	
2	103 R.Snel	46.088	905 R.Buitendijk	1:15.683	905 R.Buitendijk	42.422	2	134	DTC	2:44.736	2:45.731	(3)	
3	134 H.Oosten/Bijzitter	47.174	93 C.Bergsma/de Jong	1:17.187	244 K.de Leeuw/de Vreede	44.279	3	244	DTC	2:51.201	2:51.488	(4)	
4	167 S.Jansen	48.745	244 K.de Leeuw/de Vreede	1:17.226	957 H.Stehouwer/Huisman	44.775	4	4957	Porsche Cup	2:52.773	2:53.867	(6)	
5	901 H.Verkerk	49.260	50 J.Vos/Vos	1:17.352	78 M.Wieringa	44.788	5	50	Zilhouette Cup	2:52.793	2:53.247	(5)	
6	957 H.Stehouwer/Huisman	49.520	69 J.Drenth	1:17.462	901 H.Verkerk	44.804	6	6901	Porsche Cup	2:53.042	2:54.038	(7)	
7	244 K.de Leeuw/de Vreede	49.696	92 M.Hermans	1:18.428	50 J.Vos/Vos	44.954	7	93	Zilhouette Cup	2:53.956	2:54.190	(8)	
8	92 M.Hermans	50.294	957 H.Stehouwer/Huisman	1:18.478	167 S.Jansen	44.962	8	69	Zilhouette Cup	2:54.152	2:55.998	(12)	
9	50 J.Vos/Vos	50.487	82 H.Stehouwer/Huisman	1:18.551	95 R.Hannink	45.184	9	78	Zilhouette Cup	2:54.484	2:55.092	(10)	
10	78 M.Wieringa	51.064	78 M.Wieringa	1:18.632	69 J.Drenth	45.395	10	92	Zilhouette Cup	2:54.764	2:55.142	(11)	
11	77 E.Geerts	51.107	95 R.Hannink	1:18.825	93 C.Bergsma/de Jong	45.409	11	167	DTC	2:54.842	2:54.842	(9)	
12	95 R.Hannink	51.115	901 H.Verkerk	1:18.978	77 E.Geerts	45.503	12	95	Zilhouette Cup	2:55.124	2:57.055	(14)	
13	925 M.Braakman	51.131	96 M.van der Lyke	1:19.261	82 H.Stehouwer/Huisman	45.682	13	82	Zilhouette Cup	2:55.549	2:57.325	(15)	
14	127 J.van den Oulenaar	51.247	77 E.Geerts	1:19.679	925 M.Braakman	45.756	14	77	Zilhouette Cup	2:56.289	2:56.970	(13)	
15	69 J.Drenth	51.295	9 D.van der Spek	1:19.946	98 J.Hoekstra	45.871	15	96	Zilhouette Cup	2:56.750	2:57.825	(16)	
16	82 H.Stehouwer/Huisman	51.316	10 J.Baeten/Verschuven	1:19.991	92 M.Hermans	46.042	16	925	Porsche Cup	2:57.507	2:58.178	(17)	
17	93 C.Bergsma/de Jong	51.360	968 J.Heil	1:20.114	96 M.van der Lyke	46.110	17	9	Ooperon Cup	2:57.872	2:58.896	(19)	
18	96 M.van der Lyke	51.379	24 J.van Leeuwen	1:20.430	9 D.van der Spek	46.499	18	98	Zilhouette Cup	2:57.881	2:58.680	(18)	
19	9 D.van der Spek	51.427	11 M.Kruger/Kruger	1:20.545	986 J.Hulsebos	46.499	19	968	Porsche Cup	2:58.993	2:59.339	(20)	
20	98 J.Hoekstra	51.439	98 J.Hoekstra	1:20.571	194 M.van der Lip	46.837	20	10	Ooperon Cup	2:59.471	2:59.616	(21)	
21	205 W.Zijlstra	52.026	925 M.Braakman	1:20.620	11 M.Kruger/Kruger	46.839	21	11	Ooperon Cup	2:59.703	3:00.472	(22)	
22	968 J.Heil	52.040	205 W.Zijlstra	1:20.811	968 J.Heil	46.839	22	24	Ooperon Cup	2:59.867	3:01.356	(24)	
23	194 M.van der Lip	52.098	29 Land/Land	1:20.894	10 J.Baeten/Verschuven	46.977	23	205	DTC	3:00.019	3:00.952	(23)	
24	24 J.van Leeuwen	52.113	167 S.Jansen	1:21.135	907 R.van Rooijen	47.022	24	29	Ooperon Cup	3:00.097	3:01.525	(25)	
25	29 Land/Land	52.163	907 R.van Rooijen	1:21.187	29 Land/Land	47.040	25	907	Porsche Cup	3:00.604	3:01.529	(26)	
26	73 J.den Hollander	52.207	31 V.de Keuninck	1:21.515	975 P.van den Berg	47.169	26	986	Porsche Cup	3:00.839	3:03.667	(32)	
27	11 M.Kruger/Kruger	52.319	986 J.Hulsebos	1:21.607	205 W.Zijlstra	47.182	27	127	DTC	3:01.581	3:03.072	(30)	
28	907 R.van Rooijen	52.395	38 W.Meendering	1:22.482	24 J.van Leeuwen	47.324	28	31	Ooperon Cup	3:02.049	3:02.049	(27)	
29	10 J.Baeten/Verschuven	52.503	919 S.Roest	1:22.752	31 V.de Keuninck	47.331	29	38	Ooperon Cup	3:03.312	3:03.852	(31)	
30	975 P.van den Berg	52.535	127 J.van den Oulenaar	1:22.964	127 J.van den Oulenaar	47.370	30	194	DTC	3:03.411	3:03.411	(33)	
31	136 P.van der Ham	52.649	18 S.Kohler	1:23.155	136 P.van der Ham	47.647	31	975	Porsche Cup	3:03.629	3:05.041	(34)	
32	986 J.Hulsebos	52.733	242 R.M.de Weerd	1:23.369	38 W.Meendering	47.701	32	40	Ooperon Cup	3:05.065	3:02.492	(29)	
33	38 W.Meendering	53.129	40 L.Stikma	1:23.531	242 R.M.de Weerd	47.775	33	242	DTC	3:05.379	3:06.050	(36)	
34	40 L.Stikma	53.181	142 M.Dijkhuis	1:23.643	18 S.Kohler	48.259	34	18	Ooperon Cup	3:05.637	3:06.101	(37)	
35	31 V.de Keuninck	53.203	975 P.van den Berg	1:23.925	40 L.Stikma	48.353	35	136	DTC	3:05.729	3:05.190	(35)	
36	206 L.Gooshouwer	53.523	915 W.Groenewoud	1:23.961	919 S.Roest	48.416	36	919	Porsche Cup	3:05.770	3:06.311	(38)	
37	43 A.Bakker	53.946	993 E.Hesp	1:24.427	43 A.Bakker	48.626	37	43	Ooperon Cup	3:07.088	3:07.788	(40)	
38	102 M.Dijkhuis	54.113	194 M.van der Lip	1:24.476	246 J.Jelgerhuis	48.759	38	142	DTC	3:07.533			
39	18 S.Kohler	54.223	43 A.Bakker	1:24.516	939 R.Sluiser	48.875	39	939	Porsche Cup	3:08.275	3:08.393	(41)	
40	242 R.M.de Weerd	54.235	939 R.Sluiser	1:24.779	142 M.Dijkhuis	48.934	40	915	Porsche Cup	3:08.964	3:09.075	(43)	
41	20 H.Dekens/Dekens	54.409	16 H.van Dijk	1:25.003	915 W.Groenewoud	49.149	41	246	DTC	3:09.035	3:09.734	(44)	
42	234 G.Zanting	54.418	246 J.Jelgerhuis	1:25.068	57 H.Hoekstra	49.156	42	993	Porsche Cup	3:09.542	3:10.485	(47)	
43	919 S.Roest	54.602	57 H.Hoekstra	1:25.361	930 H.Havik	49.220	43	57	Ooperon Cup	3:09.581	3:10.398	(46)	
44	939 R.Sluiser	54.621	136 P.van der Ham	1:25.433	993 E.Hesp	49.235	44	16	Ooperon Cup	3:09.770	3:10.186	(45)	
45	16 H.van Dijk	54.790	234 G.Zanting	1:25.606	202 R.Dijkhuis	49.341	45	234	DTC	3:09.947	3:11.690	(49)	
46	142 M.Dijkhuis	54.956	930 H.Havik	1:25.964	908 R.Nooy	49.472	46	908	Porsche Cup	3:11.860	3:12.895	(53)	
47	57 H.Hoekstra	55.064	977 J.Iske	1:26.037	236 P.Gerard van Schajik	49.870	47	930	Porsche Cup	3:12.185	3:12.750	(51)	
48	246 J.Jelgerhuis	55.208	908 R.Nooy	1:26.053	902 E.Klooster	49.912	48	202	DTC	3:12.203	3:12.354	(50)	
49	12 M.van Dijk	55.768	236 P.Gerard van Schajik	1:26.138	234 G.Zanting	49.923	49	236	DTC	3:12.339	3:13.143	(54)	
50	915 W.Groenewoud	55.854	902 E.Klooster	1:26.486	102 M.Dijkhuis	49.943	50	12	Ooperon Cup	3:12.432	3:10.819	(48)	
51	993 E.Hesp	55.880	900 M.Oostrum	1:26.628	16 H.van Dijk	49.977	51	102	DTC	3:13.234	3:13.780	(55)	
52	202 R.Dijkhuis	55.912	12 M.van Dijk	1:26.661	12 M.van Dijk	50.003	52	902	Porsche Cup	3:14.018	3:15.532	(58)	
53	74 C.Mik	56.048	202 R.Dijkhuis	1:26.950	977 J.Iske	50.645	53	977	Porsche Cup	3:14.339	3:14.543	(56)	
54	236 P.Gerard van Schajik	56.331	74 C.Mik	1:27.526	900 M.Oostrum	51.444	54	900	Porsche Cup	3:15.201	3:15.338	(57)	
55	908 R.Nooy	56.335	102 M.Dijkhuis	1:29.178	74 C.Mik	51.895	55	74	Ooperon Cup	3:15.469	3:12.781	(52)	
56	930 H.Havik	57.001	934 R.Hackbarth	1:30.740	934 R.Hackbarth	51.934	56	241	DTC	3:22.060	3:24.517	(61)	



ACNN
SPA EURO RACE
QUALIFYING

Best Sector Times

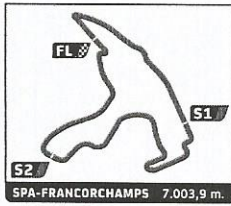
Pos	SECTOR 1		SECTOR 2		SECTOR 3		Pos	Team	CI	Ideal Lap	Best Lap
	Driver	Time	Driver	Time	Driver	Time					
57	900 M.Oostrum	57.129	241 D.Gigi Rikman	1:31.074	241 D.Gigi Rikman	52.205	57	934	Porsche Cup	3:22.284	3:23.627 (60)
58	966 C.van Garderen	57.403	15 R.van Loon	1:32.477	73 J.den Hollander	52.556	58	73	Zilhouette Cup	3:22.730	3:02.138 (28)
59	902 E.Klooster	57.620	73 J.den Hollander	1:37.967	15 R.van Loon	56.352	59	15	Ooperon Cup	3:31.815	



ACNN SPA EURO RACE After QUALIFYING

Event maximum speed


Team	Car	Class	Driver	Top Speed	Lap	Session
905	Porsche 944 Turbo	Porsche Cup	Richard Buitendijk	228.3	5	QUALIFYING
134	Zilhouette M3	DTC	Hielke/Sipke Oosten/Bijzitter	218.6	6	QUALIFYING
244	BMW E36 325i	DTC	Rogier de Leeuw/de Vreede	213.4	5	QUALIFYING
925		Porsche Cup	Marco Braakman	207.7	2	QUALIFYING
103	BMW E36 M3	DTC	Rene Snel	206.9	5	QUALIFYING
194	BMW E36 M3	DTC	Marcel van der Lip	206.5	5	QUALIFYING
901	Porsche 968 Cl.Sp.	Porsche Cup	Harry en Patrick Verkerk	206.1	2	QUALIFYING
907		Porsche Cup	Ruud van Rooijen	203.4	5	QUALIFYING
92	Zilhouette	Zilhouette Cup	Michael Hermans	203.0	5	QUALIFYING
50	Zilhouette	Zilhouette Cup	Jan Joyce Vos/Vos	201.9	6	QUALIFYING
96	Zilhouette	Zilhouette Cup	Marcel van der Lyke	201.5	5	QUALIFYING
9	BMW E36 325i	Ooperon Cup	Dimitri van der Spek	201.1	3	QUALIFYING
127	BMW E36 325i	DTC	Jacob van den Outenaar	200.0	4	QUALIFYING
205	BMW E36 325i	DTC	Wolter Zijlstra	199.6	6	QUALIFYING
957		Porsche Cup	NiekJan Steehouwer/Huisman	198.9	6	QUALIFYING
167	BMW E36 M3	DTC	Sjef Jansen	198.5	4	QUALIFYING
975		Porsche Cup	Patrick van den Berg	198.5	9	QUALIFYING
82	Zilhouette	Zilhouette Cup	Henk/Marcel Sijtsma/Schoonhoven	198.2	6	QUALIFYING
968		Porsche Cup	Johan Heil	197.8	5	QUALIFYING
98	Zilhouette	Zilhouette Cup	Jack Hoekstra	197.8	6	QUALIFYING
11	BMW E36 325i	Ooperon Cup	Mathieu Kruger/Kruger	197.4	7	QUALIFYING
78	Zilhouette	Zilhouette Cup	Mark Wieringa	197.1	7	QUALIFYING
206	BMB COMPACT	DTC	Lawrens Gooshouwer	196.7	7	QUALIFYING
29	BMW E36 325i	Ooperon Cup	Land/Land	196.4	3	QUALIFYING
40	BMW E36 325i	Ooperon Cup	Lekkerkerker Stiksma	196.4	4	QUALIFYING
77	Zilhouette	Zilhouette Cup	Erik Geerts	196.4	3	QUALIFYING
69	Zilhouette	Zilhouette Cup	Jan Barry Drenth	195.7	3	QUALIFYING
93	Zilhouette	Zilhouette Cup	Carlijn Bergsma/de Jong	195.3	6	QUALIFYING
95	Zilhouette	Zilhouette Cup	Raymond Hannink	195.3	10	QUALIFYING
10	BMW E36 325i	Ooperon Cup	Jorn Boertien/Verswýveren	194.2	6	QUALIFYING
24	BMW E36 325i	Ooperon Cup	Jan Peter van Leeuwen	194.2	3	QUALIFYING
18	BMW E36 325i	Ooperon Cup	Sander Kohler	193.2	3	QUALIFYING
20	BMW E36 325i	Ooperon Cup	Harold Dekens/Dekens	191.5	5	QUALIFYING
74	BMW E36 325i	Ooperon Cup	Caspers Mik	191.2	4	QUALIFYING
38	BMW E36 325i	Ooperon Cup	Wiegiers Meendering	190.8	5	QUALIFYING
986		Porsche Cup	JeanPaul Hulsebos	190.8	2	QUALIFYING
16	BMW E36 325i	Ooperon Cup	Henk van Dijk	190.5	9	QUALIFYING
31	BMW E36 325i	Ooperon Cup	Van Olst de Keuninck	189.5	9	QUALIFYING
246	ALFA	DTC	Jonke Jelgerhuis	187.5	4	QUALIFYING
939	Porsche 944	Porsche Cup	Rudy Sluiter	187.5	5	QUALIFYING
43	BMW E36 325i	Ooperon Cup	Arnold Bakker	187.2	4	QUALIFYING
57	BMW E36 325i	Ooperon Cup	Hans Hoekstra	187.2	4	QUALIFYING
202	BMW 123 D	DTC	Rianneke Dijkhuis	185.9	5	QUALIFYING
908	Porsche 944	Porsche Cup	Ruben Nooy	185.9	2	QUALIFYING
915	Porsche 944	Porsche Cup	Wilbert Groenewoud	184.3	2	QUALIFYING
919	Porsche 944	Porsche Cup	Sander Roest	184.3	7	QUALIFYING
993	Porsche 944	Porsche Cup	Eric Hesp	183.7	5	QUALIFYING
242	VW GOLF TDI	DTC	Robert den Engelman M de Weerd	183.4	4	QUALIFYING
73	Zilhouette	Zilhouette Cup	John den Hollander	183.4	4	QUALIFYING
12	BMW E36 325i	Ooperon Cup	Maurice van Dijk	182.1	5	QUALIFYING
930	Porsche 944	Porsche Cup	Huib Havik	181.8	8	QUALIFYING
142	BMW E46 GTR	DTC	Marc Dijkhuis	179.1	2	QUALIFYING
900	Porsche 944	Porsche Cup	Marc Oostrum	178.8	9	QUALIFYING
236	VW GOLF TDI	DTC	Peter Koopman Gerard van Schajik	177.9	4	QUALIFYING
966	Porsche 944	Porsche Cup	Christiaan van Garderen	177.9	5	QUALIFYING
234	VW GOLF TDI	DTC	Gert-Jan Zanting	177.3	5	QUALIFYING
902	Porsche 944	Porsche Cup	Edwin Klooster	175.3	9	QUALIFYING



ACNN
SPA EURO RACE
After **QUALIFYING**

Event maximum speed



Team	Car	Class	Driver	Top Speed	Lap	Session
136	BMW E46 M3	DTC	Peter van der Ham	170.9	5	QUALIFYING
191	BMW E36 M3	DTC	Zlatko Bralic	170.3	7	FREE PRACTICE
977	Porsche 944	Porsche Cup	Jos Iske	170.1	6	QUALIFYING
102	BMW E90 M3	DTC	Marloes Dijkhuis	166.7	4	QUALIFYING
934	Porsche 944	Porsche Cup	Robert Hackbarth	165.1	2	QUALIFYING
241	VW GOLF TDI	DTC	Dave Hopman Gigi Rikman	159.8	4	QUALIFYING
15	BMW E36 325i	Ooperon Cup	Ronald van Loon	159.5	4	FREE PRACTICE
94	Zilhouette	Zilhouette Cup	Carlo Broeren	125.7	1	FREE PRACTICE



ACNN SPA EURO RACE QUALIFYING

Fastest Lap Sequence

Practice Time	Team	Car	Class	Driver	Time	Kph	
6:28.163	134	Zilhouette M3	DTC	Hielke/Sipke Ooster/Bijzitter	2:46.446	151.5	2
12:59.748	905	Porsche 944 Turbo	Porsche C	Richard Buitendijk	2:44.364	153.4	4
15:43.463	905	Porsche 944 Turbo	Porsche C	Richard Buitendijk	2:43.715	154.0	5



ACNN
SPA EURO RACE
QUALIFYING

Sector Analysis

Personal Best Session Best B Crossing the finish line in pit lane

Lap D Time Sector 1 Sector 2 Sector 3 T. Spd Elapsed

9 1.Dimitri van der Spek BMW E36 325i Ooperon Cup

1	1	4:14.048	2:04.870	1:22.679	46.499	171.4	4:14.048
2	1	2:59.944	52.210	1:19.946	47.788	200.0	7:13.992
3	1	2:58.896	51.427	1:20.387	47.082	201.1	10:12.888
4	1	3:23.965	51.612	1:27.802	1:04.551	201.1	13:36.853
5	1	4:21.600	2:07.127	1:21.086	53.387	197.4	17:58.453
6	1	3:16.251	52.087	1:29.523	54.641	198.5	21:14.704
7	1	3:19.742	54.096	1:28.503	57.143	144.8	24:34.446
8	1	3:58.996	51.719	2:18.999	48.278	199.6	28:33.442
9	1	3:13.588	52.119	1:27.715	53.754	191.5	31:47.030

10 1.Jorn Boertien/Verswyverer BMW E36 325i Ooperon Cup

1	1	4:12.129	1:46.566	1:28.877	56.686	164.6	4:12.129
2	1	3:02.026	53.478	1:20.156	48.392	188.2	7:14.155
3	1	3:00.700	53.313	1:20.176	47.211	190.5	10:14.855
4	1	2:59.616	52.503	1:19.991	47.122	192.5	13:14.471
5	1	3:00.300	52.727	1:20.596	46.977	190.8	16:14.771
6	1	3:08.290	52.995	1:21.477	53.818	194.2	19:23.061
7	1	3:03.921	52.778	1:21.836	49.307	190.8	22:26.982
8	1	3:26.407	52.511	1:22.692	1:11.204	183.1	25:53.389

11 1.Mathieu Kruger/Kruger BMW E36 325i Ooperon Cup

1	1	4:14.910	1:51.698	1:29.258	53.954	170.1	4:14.910
2	1	3:02.271	53.718	1:21.591	46.962	191.5	7:17.181
3	1	3:02.611	52.647	1:22.670	47.294	185.2	10:19.792
4	1	3:02.178	52.995	1:21.519	47.664	193.5	13:21.970
5	1	3:01.013	53.110	1:20.545	47.358	193.5	16:22.983
6	1	3:01.335	52.690	1:21.332	47.313	187.5	19:24.318
7	1	3:02.106	52.437	1:22.439	47.230	197.4	22:26.424
8	1	3:04.403	52.807	1:23.304	48.292	182.7	25:30.827
9	1	4:12.050	1:48.195	1:34.457	49.398	57.3	29:42.877
10	1	3:00.472	52.319	1:21.314	46.839	196.7	32:43.349

12 1.Maurice van Dijk BMW E36 325i Ooperon Cup

1	1	4:16.291	1:51.304			151.0	4:16.291
2	1	3:13.264	57.194			168.5	7:29.555
3	1	3:16.775	57.538	1:29.234	50.003	149.2	10:46.330
4	1	3:11.528	56.520			170.3	13:57.858
5	1	3:10.957	56.089			182.1	17:08.815
6	1	3:18.659	56.435			176.5	20:27.474
7	1	3:12.812	56.133	1:26.661	50.018	166.4	23:40.286
8	1	4:20.737	55.768	1:28.224	1:56.745	172.2	28:01.023
9	1	3:10.819	55.981			180.9	31:11.842

15 1.Ronald van Loon BMW E36 325i Ooperon Cup

1	1	5:52.896	3:24.067	1:32.477	56.352	126.2	5:52.896
2	1	4:42.998	1:02.986	1:58.204	1:41.808	136.0	10:35.894

16 1.Henk van Dijk BMW E36 325i Ooperon Cup

1	1	5:54.818	3:22.238	1:36.340	56.240	90.2	5:54.818
2	1	3:24.826	1:00.645	1:33.650	50.531	156.1	9:19.644
3	1	3:14.655	56.581	1:26.526	51.548	184.9	12:34.299
4	1	3:11.759	55.367	1:26.344	50.048	182.4	15:46.058
5	1	3:14.240	54.790	1:26.092	53.358	190.1	19:00.298
6	1	3:11.215	55.006	1:26.069	50.140	187.8	22:11.513
7	1	3:16.871	55.494			150.6	25:28.384
8	1	4:16.392	1:48.137	1:37.485	50.770	57.3	29:44.776
9	1	3:10.186	55.206	1:25.003	49.977	190.5	32:54.962

18 1.Sander Kohler BMW E36 325i Ooperon Cup

1	1	6:03.197	3:23.749	1:42.473	56.975	97.4	6:03.197
2	1	3:14.515	56.097	1:27.895	50.523	180.6	9:17.712
3	1	3:07.512	54.867	1:24.067	48.578	193.2	12:25.224
4	1	3:08.455	54.578	1:23.940	49.937	187.8	15:33.679
5	1	3:08.967	55.000	1:25.094	48.873	184.3	18:42.646
6	1	3:08.374	55.034	1:24.752	48.588	179.7	21:51.020
7	1	3:07.712	54.430	1:24.758	48.524	177.0	24:58.732
8	1	4:00.137	54.223	2:16.479	49.435	152.8	28:58.869
9	1	3:06.101	54.687	1:23.155	48.259	179.7	32:04.970

20 1.Harold Dekens/Dekens BMW E36 325i Ooperon Cup


1	1	5:50.355	3:21.269			94.7	5:50.355
2	1	3:16.181	57.196			186.5	9:06.536
3	1	3:15.303	56.721			182.1	12:21.839
4	1	3:13.138	56.173			188.5	15:34.977
5	1	3:12.142	56.060			191.5	18:47.119
6	1	3:11.757	55.751			188.8	21:58.876
7	1	3:07.148	54.409			183.4	25:06.024
8	1	4:00.614	55.253			114.6	29:06.638
9	1	3:07.252	54.599			188.5	32:13.890

24 1.Jan Peter van Leeuwen BMW E36 325i Ooperon Cup

1	1	4:36.628	2:19.771	1:24.710	52.147	154.1	4:36.628
2	1	3:02.312	52.692	1:21.525	48.095	182.4	7:38.940
3	1	3:01.394	52.488	1:21.319	47.587	194.2	10:40.334
4	1	3:01.356	53.602	1:20.430	47.324	184.0	13:41.690
5	1	3:08.643	52.985	1:22.930	52.728	189.5	16:50.333
6	1	3:02.595	52.113	1:22.556	47.926	192.2	19:52.928
7	1	3:01.679	52.699	1:21.449	47.531	192.9	22:54.607
8	1	3:15.096	53.373	1:27.169	54.554	159.5	26:09.703
9	1	4:26.358	1:52.055	1:23.258	1:11.045	172.8	30:36.061

29 1.Land/Land BMW E36 325i Ooperon Cup

1	1	6:13.675	3:39.882	1:38.324	55.469	120.5	6:13.675
2	1	3:03.454	53.580	1:22.834	47.040	192.2	9:17.129
3	1	3:04.990	52.794	1:21.631	50.565	196.4	12:22.119
4	1	3:01.525	53.364	1:20.894	47.267	193.9	15:23.644
5	1	3:05.584	53.143	1:22.565	49.876	193.9	18:29.228



ACNN SPA EURO RACE QUALIFYING

Sector Analysis

Lap	D	Time	Sector 1	Sector 2	Sector 3	T. Spd	Elapsed	Lap	D	Time	Sector 1	Sector 2	Sector 3	T. Spd	Elapsed
6	1	3:19.670	52.335	1:33.699	53.636	195.7	21:48.898	2	1	2:58.630	53.516	1:19.628	45.486	167.4	6:45.065
7	1	3:08.733	52.655	1:26.629	49.449	166.4	24:57.631	3	1	2:56.505	50.542	1:19.201	46.762	183.1	9:41.570
8	1	3:55.157	53.018	2:05.902	56.237	141.5	28:52.788	4	1	2:58.280	50.487	1:21.489	46.304	180.3	12:39.850
9	1	3:19.412	52.163	1:25.348	1:01.901	195.7	32:12.200	5	1	2:57.788	51.235	1:19.088	47.465	193.5	15:37.638

31 1. Van Olst de Keuninck BMW E36 325i
Ooperon Cup

1	1	4:42.246	2:21.133	1:30.862	50.251	122.6	4:42.246
2	1	3:12.793	56.446	1:26.791	49.556	180.0	7:55.039
3	1	3:15.072	56.047	1:28.086	50.939	182.7	11:10.111
4	1	3:06.780	55.195	1:23.300	48.285	185.9	14:16.891
5	1	3:18.490B	55.781	1:23.274	59.435	187.8	17:35.381
6	1	4:24.871	2:10.232	1:25.962	48.677	188.5	22:00.252
7	1	3:03.738	53.254	1:22.931	47.553	188.2	25:03.990
8	1	3:53.773	56.317	2:09.444	48.012	128.1	28:57.763
9	1	3:02.049	53.203	1:21.515	47.331	189.5	31:59.812

38 1. Wiegiers Meendering BMW E36 325i
Ooperon Cup

1	1	4:39.289	2:20.016	1:29.314	49.959	126.8	4:39.289
2	1	3:09.713	54.018	1:25.114	50.581	188.8	7:49.002
3	1	3:04.406	53.738	1:22.967	47.701	184.3	10:53.408
4	1	3:03.852	53.488	1:22.482	47.882	188.2	13:57.260
5	1	3:14.577B	53.129	1:22.517	58.931	190.8	17:11.837
6	1	4:47.469	2:29.387	1:28.758	49.324	174.8	21:59.306
7	1	3:08.046	54.518	1:24.876	48.652	175.0	25:07.352
8	1	4:02.536	54.313	2:13.418	54.805	118.8	29:09.888
9	1	3:04.755	53.572	1:22.856	48.327	175.0	32:14.643

40 1. Lekkerkerker Stiksma BMW E36 325i
Ooperon Cup

1	1	3:53.417	1:38.815			173.1	3:53.417
2	1	3:02.599	53.402			190.5	6:56.016
3	1	3:02.561	53.601			192.5	9:58.577
4	1	3:02.492	53.772			196.4	13:01.069
5	1	3:16.797B	53.181			190.5	16:17.866
6	1	4:38.642	2:24.345	1:25.795	48.502	183.1	20:56.508
7	1	3:05.150	53.802			187.2	24:01.658
8	1	4:01.551	54.074			181.8	28:03.209
9	1	3:06.872	54.988	1:23.531	48.353	183.1	31:10.081

43 1. Arnold Bakker BMW E36 325i
Ooperon Cup

1	1	5:00.576	2:29.630	1:30.878	1:00.068	153.6	5:00.576
2	1	3:12.574	55.583	1:26.385	50.606	180.6	8:13.150
3	1	3:15.508	57.631	1:27.167	50.710	177.6	11:28.658
4	1	3:07.788	54.467	1:24.516	48.805	187.2	14:36.446
5	1	3:21.822B	53.946	1:25.781	1:02.095	187.2	17:58.268
6	1	4:50.458	2:37.242	1:24.590	48.626	178.2	22:48.726
7	1	3:07.899	54.189	1:25.005	48.705	175.9	25:56.625
8	1	4:12.172	1:53.061	1:29.729	49.382	120.8	30:08.797

50 1. Jan Joyce Vos/Vos Zilhouette
Zilhouette Cup

1	1	3:46.435	1:35.680	1:23.987	46.768	154.7	3:46.435
---	---	----------	----------	----------	--------	-------	----------

■ Personal Best ■ Session Best B Crossing the finish line in pit lane

2	1	2:58.630	53.516	1:19.628	45.486	167.4	6:45.065
3	1	2:56.505	50.542	1:19.201	46.762	183.1	9:41.570
4	1	2:58.280	50.487	1:21.489	46.304	180.3	12:39.850
5	1	2:57.788	51.235	1:19.088	47.465	193.5	15:37.638
6	1	2:56.042	50.644	1:19.083	46.315	201.9	18:33.680
7	1	2:53.247	50.941	1:17.352	44.954	198.9	21:26.927
8	1	3:12.389B	50.620	1:21.305	1:00.464	179.1	24:39.316

57 1. Hans Hoekstra BMW E36 325i
Ooperon Cup

1	1	4:45.192	2:16.770	1:35.160	53.262	136.2	4:45.192
2	1	3:16.920	58.514	1:27.717	50.689	172.8	8:02.112
3	1	3:17.671	1:01.502	1:26.310	49.859	167.4	11:19.783
4	1	3:11.036	56.003	1:25.361	49.672	187.2	14:30.819
5	1	3:12.685	55.843	1:27.230	49.612	187.2	17:43.504
6	1	3:15.238	56.442	1:29.136	49.660	183.1	20:58.742
7	1	3:10.398	55.523	1:25.719	49.156	178.8	24:09.140
8	1	4:09.174	55.064	2:01.770	1:12.340	161.7	28:18.314
9	1	3:13.396	56.029	1:25.681	51.686	182.1	31:31.710

69 1. Jan Barry Drenth Zilhouette
Zilhouette Cup


1	1	4:03.134	1:46.992	1:26.607	49.535	156.7	4:03.134
2	1	2:58.800	52.583	1:20.207	46.010	182.1	7:01.934
3	1	2:56.458	51.766	1:18.514	46.178	195.7	9:58.392
4	1	2:55.998	51.954	1:18.376	45.668	193.9	12:54.390
5	1	2:56.505	52.727	1:17.676	46.102	193.9	15:50.895
6	1	2:56.066	51.542	1:17.462	47.062	195.3	18:46.961
7	1	2:57.098	51.295	1:20.408	45.395	178.8	21:44.059
8	1	3:23.125B	53.635	1:22.815	1:06.675	160.5	25:07.184

73 1. John den Hollander Zilhouette
Zilhouette Cup

1	1	5:09.199	2:38.676	1:37.967	52.556	116.9	5:09.199
2	1	3:08.068	54.980			162.4	8:17.267
3	1	3:06.328	53.898			172.5	11:23.595
4	1	3:02.824	51.954	1:18.376	45.668	183.4	14:26.419
5	1	3:04.065	54.031			175.3	17:30.484
6	1	3:02.665	53.149			178.5	20:33.149
7	1	3:02.138	52.978			173.9	23:35.287
8	1	4:00.233B	53.372			170.3	27:35.520

74 1. Caspers Mik BMW E36 325i
Ooperon Cup

1	1	4:50.997	2:17.796			138.1	4:50.997
2	1	3:21.095	58.579			178.5	8:12.092
3	1	3:19.461	57.770			180.0	11:31.553
4	1	3:22.121	58.435			191.2	14:53.674
5	1	3:20.669	56.863			181.2	18:14.343
6	1	3:16.540	57.119	1:27.526	51.895	180.9	21:30.883
7	1	3:20.311	58.168			186.5	24:51.194
8	1	3:50.509	56.048			163.4	28:41.703
9	1	3:12.781	56.923			186.2	31:54.484

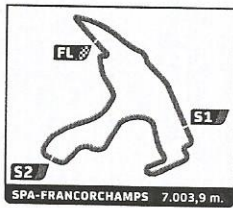


ACNN SPA EURO RACE QUALIFYING

Sector Analysis

■ Personal Best ■ Session Best B Crossing the finish line in pit lane


Lap	D	Time	Sector 1	Sector 2	Sector 3	T. Spd	Elapsed	Lap	D	Time	Sector 1	Sector 2	Sector 3	T. Spd	Elapsed
77	1.Erik Geerts						Zilhouette Zilhouette Cup	10	1	3:53.278	1:45.090	1:20.796	47.392	192.2	32:42.737
1	1	3:44.322	1:32.533	1:25.230	46.559	166.2	3:44.322	95	1.Raymond Hannink						Zilhouette Zilhouette Cup
2	1	2:58.272	52.877	1:19.892	45.503	196.0	6:42.594	1	1	4:02.645	1:46.196	1:27.242	49.207	159.3	4:02.645
3	1	2:56.970	51.107	1:19.679	46.184	196.4	9:39.564	2	1	3:09.478	52.832	1:27.067	49.579	190.5	7:12.123
4	1	3:17.226B					12:56.790	3	1	2:59.982	52.158	1:20.478	47.346	186.9	10:12.105
5	1	4:09.007					17:05.797	4	1	2:57.241	51.689	1:19.603	45.949	192.9	13:09.346
6	1	3:00.276					20:06.073	5	1	2:57.838	51.632	1:19.551	46.655	192.5	16:07.184
7	1	2:57.889					23:03.962	6	1	2:59.697	52.951	1:20.523	46.223	191.5	19:06.881
8	1	3:06.954					26:10.916	7	1	2:57.304	51.686	1:18.825	46.793	193.9	22:04.185
9	1	3:55.194					30:06.110	8	1	2:58.555	51.115	1:22.256	45.184	180.6	25:02.740
78	1.Mark Wieringa						Zilhouette Zilhouette Cup	9	1	3:51.832	51.962	2:13.670	46.200	171.7	28:54.572
1	1	3:46.814	1:36.648	1:23.300	46.866	166.2	3:46.814	10	1	2:57.055	51.486	1:19.456	46.113	195.3	31:51.627
2	1	2:56.751	52.379	1:19.251	45.121	178.5	6:43.565	96	1.Marcel van der Lyke						Zilhouette Zilhouette Cup
3	1	2:56.876	51.354	1:18.907	46.615	184.3	9:40.441	1	1	4:04.400	1:51.353	1:25.788	47.259	168.2	4:04.400
4	1	2:58.905	51.064	1:21.453	46.388	184.9	12:39.346	2	1	2:59.056	52.328	1:20.611	46.117	198.9	7:03.456
5	1	2:58.498	51.747	1:19.736	47.015	195.3	15:37.844	3	1	3:01.552	51.605	1:22.001	47.946	198.2	10:05.008
6	1	2:57.959	52.568	1:19.977	45.414	192.9	18:35.803	4	1	2:57.964	52.503	1:19.261	46.200	196.4	13:02.972
7	1	2:55.092	51.672	1:18.632	44.788	197.1	21:30.895	5	1	2:57.825	51.379	1:20.336	46.110	201.5	16:00.797
8	1	2:59.022	51.844	1:20.053	47.125	184.9	24:29.917	6	1	3:24.238B	52.325	1:25.582	1:06.331	186.5	19:25.035
9	1	3:51.146	52.317	1:53.634	1:05.195	185.2	28:21.063	7	1	4:20.409	2:02.370	1:26.865	51.174	154.3	23:45.444
10	1	2:57.969	52.056	1:19.336	46.577	193.5	31:19.032	8	1	4:14.144	51.957	1:26.157	1:56.030	193.9	27:59.588
82	1.Henk/Marcel Sijtsma/Sch						Zilhouette Zilhouette Cup	9	1	4:02.943B	52.109	1:23.248	1:47.586	194.2	32:02.531
1	1	3:45.721	1:35.065	1:23.311	47.345	131.9	3:45.721	98	1.Jack Hoekstra						Zilhouette Zilhouette Cup
2	1	2:57.325	53.092	1:18.551	45.682	181.2	6:43.046	1	1	4:03.100	1:47.575	1:26.771	48.754	154.1	4:03.100
3	1	2:57.769	51.689	1:19.444	46.636	178.8	9:40.815	2	1	3:07.577	53.583	1:25.372	48.622	194.6	7:10.677
4	1	2:59.623	52.567	1:20.877	46.179	189.1	12:40.438	3	1	3:06.448	53.211	1:25.285	47.952	193.5	10:17.125
5	1	2:57.941	51.316	1:19.467	47.158	195.7	15:38.379	4	1	3:00.321	52.306	1:21.598	46.417	196.0	13:17.446
6	1	3:15.288B	52.024	1:21.262	1:02.002	198.2	18:53.667	5	1	2:59.010	52.235	1:20.572	46.203	196.0	16:16.456
7	1	7:54.861B	2:53.623	1:52.970	3:08.268	185.2	26:48.528	6	1	3:04.154	53.451	1:24.266	46.437	197.8	19:20.610
92	1.Michael Hermans						Zilhouette Zilhouette Cup	7	1	2:58.680	51.982	1:20.571	46.127	195.7	22:19.290
1	1	3:45.097	1:29.893	1:27.260	47.944	174.5	3:45.097	8	1	3:04.066	52.497	1:24.749	46.820	152.8	25:23.356
2	1	2:59.190	52.203	1:20.945	46.042	185.9	6:44.287	9	1	4:12.408	1:47.408	1:39.129	45.871	58.0	29:35.764
3	1	2:55.648	50.294	1:18.861	46.493	201.1	9:39.935	10	1	2:58.793	51.439	1:21.405	45.949	195.3	32:34.557
4	1	2:55.142	50.514	1:18.428	46.200	201.5	12:35.077	102	1.Marloes Dijkhuis						BMW E90 M3 DTC
5	1	3:12.731B	50.546	1:19.419	1:02.766	203.0	15:47.808	1	1	5:54.391	3:05.856	1:47.859	1:00.676	108.8	5:54.391
6	1	5:43.258B	2:33.057	1:34.084	1:36.117	179.7	21:31.066	2	1	3:30.120	1:00.076	1:37.225	52.819	145.7	9:24.511
93	1.Carlijn Bergsma/de Jonq						Zilhouette Zilhouette Cup	3	1	3:22.158	55.600	1:34.356	52.202	162.7	12:46.669
1	1	4:01.491	1:50.410	1:23.217	47.864	173.1	4:01.491	4	1	3:19.602	56.393	1:32.932	50.277	166.7	16:06.271
2	1	2:59.131	53.974	1:19.231	45.926	189.8	7:00.622	5	1	3:19.888	56.065	1:33.299	50.524	157.4	19:26.159
3	1	2:55.944	51.509	1:18.662	45.773	194.2	9:56.566	6	1	3:13.780	54.659	1:29.178	49.943	158.8	22:39.939
4	1	2:54.190	51.594	1:17.187	45.409	192.9	12:50.756	7	1	3:14.369	54.113	1:30.018	50.238	145.9	25:54.308
5	1	2:55.046	52.028	1:17.373	45.645	189.8	15:45.802	8	1	4:13.205	1:52.396	1:30.707	50.102	151.0	30:07.513
6	1	2:59.213	51.360	1:19.806	48.047	195.3	18:45.015	103	1.Rene Snel						BMW E36 M3 DTC
7	1	3:00.017	52.645	1:21.438	45.934	191.5	21:45.032	1	1	4:45.228	2:28.436			151.5	4:45.228
8	1	2:54.984	51.429	1:17.943	45.612	191.8	24:40.016	2	1	3:01.930	52.714			195.3	7:47.158
9	1	4:09.443B	51.768	2:13.893	1:03.782	193.2	28:49.459								



ACNN SPA EURO RACE QUALIFYING

Sector Analysis

Lap	D	Time	Sector 1	Sector 2	Sector 3	T. Spd	Elapsed	Lap	D	Time	Sector 1	Sector 2	Sector 3	T. Spd	Elapsed								
■ Personal Best ■ Session Best B Crossing the finish line in pit lane																							
3	1	2:51.322	47.661			196.7	10:38.480	7	1	2:54.842	48.745	1:21.135	44.962	190.8	31:13.648								
4	1	2:46.551	46.313			203.4	13:25.031	194 1.Marcel van der Lip BMW E36 M3 DTC 1 1 5:45.942 3:18.148 1:36.590 51.204 119.1 5:45.942 2 1 3:17.590 58.179 1:31.100 48.311 165.4 9:03.532 3 1 3:07.440 53.186 1:26.549 47.705 198.5 12:10.972 4 1 3:07.313 52.715 1:26.531 48.067 197.8 15:18.285 5 1 3:06.230 52.285 1:26.661 47.284 206.5 18:24.515 6 1 3:03.411 52.098 1:24.476 46.837 197.8 21:27.926 7 1 3:33.428B 55.039 1:33.883 1:04.506 140.6 25:01.354 8 1 5:12.266 2:54.617 1:28.902 48.747 145.6 30:13.620															
5	1	2:45.608	46.088			206.9	16:10.639																
6	1	2:46.552	46.215			204.2	18:57.191																
7	1	3:16.278B	50.001			180.9	22:13.469																
8	1	7:46.022	5:40.884			155.8	29:59.491																
9	1	3:12.218B	50.092			180.3	33:11.709																
127 1.Jacob van den Outenaar BMW E36 325i DTC																							
1	1	6:05.056	3:26.154	1:41.664	57.238	125.9	6:05.056									202 1.Rianneke Dijkhuis BMW 123 D DTC 1 1 5:44.014 2:59.900 1:46.573 57.541 94.7 5:44.014 2 1 3:21.662 59.158 1:32.942 49.562 160.0 9:05.676 3 1 3:16.308 57.182 1:28.029 51.097 170.6 12:21.984 4 1 3:15.643 57.114 1:27.829 50.700 181.8 15:37.627 5 1 3:13.922 56.317 1:26.950 50.655 185.9 18:51.549 6 1 3:13.958 55.912 1:27.760 50.286 173.6 22:05.507 7 1 3:15.391 56.475 1:28.561 50.355 171.7 25:20.898 8 1 4:23.128 1:47.702 1:44.724 50.702 57.9 29:44.026 9 1 3:12.354 56.013 1:27.000 49.341 175.9 32:56.380							
2	1	3:19.497	55.230	1:32.456	51.811	173.4	9:24.553																
3	1	3:07.749	52.389	1:27.010	48.350	187.2	12:32.302																
4	1	3:06.706	51.247	1:25.271	50.188	200.0	15:39.008																
5	1	3:09.745	52.959	1:26.185	50.601	188.5	18:48.753																
6	1	3:08.169	53.083	1:27.101	47.985	185.9	21:56.922																
7	1	3:05.271	52.410	1:25.397	47.464	183.4	25:02.193																
8	1	3:57.928	51.738	2:16.450	49.740	173.9	29:00.121																
9	1	3:03.072	52.738	1:22.964	47.370	176.5	32:03.193																
134 1.Hielke/Sipke Oosten/Bijzit Zilhouette M3 DTC																							
1	1	3:41.717	1:34.077	1:23.355	44.285	165.1	3:41.717	205 1.Wolter Zijlstra BMW E36 325i DTC 1 1 4:42.658 2:07.996 1:39.847 54.815 116.1 4:42.658 2 1 3:15.380 57.868 1:28.104 49.408 175.3 7:58.038 3 1 3:10.315 54.482 1:25.849 49.984 178.2 11:08.353 4 1 3:04.126 53.251 1:23.287 47.588 173.4 14:12.479 5 1 3:00.952 52.594 1:20.811 47.547 196.7 17:13.431 6 1 3:28.781B 52.026 1:28.448 1:08.307 199.6 20:42.212 7 1 5:01.555 2:48.997 1:23.945 48.613 149.6 25:43.767 8 1 4:18.144 2:03.192 1:27.770 47.182 133.3 30:01.911															
2	1	2:46.446	48.276	1:15.818	42.352	207.7	6:28.163																
3	1	2:50.782	50.810	1:16.580	43.392	212.6	9:18.945																
4	1	3:04.324B	48.135	1:18.608	57.581	217.3	12:23.269																
5	1	5:32.761	3:18.324	1:20.003	54.434	151.0	17:56.030																
6	1	2:56.048	47.510	1:21.207	47.331	218.6	20:52.078																
7	1	2:45.731	47.805	1:15.396	42.530	215.6	23:37.809																
8	1	3:25.101B	47.174	1:15.210	1:22.717	213.0	27:02.910																
136 1.Peter van der Ham BMW E46 M3 DTC																							
1	1	5:27.870B	2:36.419	1:39.565	1:11.886	115.6	5:27.870	206 1.Lawrens Gooshouwer BMB COMPACT DTC 1 1 3:56.414 1:30.940 147.7 3:56.414 2 1 3:18.385 54.846 184.9 7:14.799 3 1 3:12.445 54.293 174.5 10:27.244 4 1 3:09.618 54.047 181.8 13:36.862 5 1 3:11.061 53.959 185.6 16:47.923 6 1 3:08.668 53.523 183.4 19:56.591 7 1 3:11.136 54.098 196.7 23:07.727 8 1 3:10.198 53.569 186.9 26:17.925 9 1 4:19.814 1:49.097 135.3 30:37.739															
2	1	4:38.289B	1:54.221	1:35.668	1:08.400	139.0	10:06.159																
3	1	4:07.487	1:53.104			153.6	14:13.646																
4	1	3:07.055	53.975	1:25.433	47.647	160.2	17:20.701																
5	1	3:05.190	52.649			170.9	20:25.891																
6	1	3:29.878B	53.849	1:30.245	1:05.784	160.2	23:55.769																
142 1.Marc Dijkhuis BMW E46 GTR DTC																							
1	1	5:56.200B	3:13.734	1:35.265	1:07.201	112.4	5:56.200	234 1.Gert-Jan Zanting VW GOLF TDI DTC 1 1 5:39.775 2:58.301 1:46.585 54.889 106.3 5:39.775 2 1 3:18.203 57.832 1:30.281 50.090 165.1 8:57.978 3 1 3:13.327 54.418 1:28.619 50.290 162.9 12:11.305 4 1 3:11.690 55.362 1:26.405 49.923 172.2 15:22.995 5 1 3:14.151 56.620 1:25.606 51.925 177.3 18:37.146															
2	1	4:01.773	1:49.196	1:23.643	48.934	179.1	9:57.973																
3	1	3:21.989B	54.956	1:25.892	1:01.141	171.7	13:19.962																
4	1	13:06.510B	...	1:32.537	1:09.560	145.2	26:26.472																
167 1.Sjef Jansen BMW E36 M3 DTC																							
1	1	5:46.233	3:21.959	1:33.403	50.871	138.5	5:46.233	234 1.Gert-Jan Zanting VW GOLF TDI DTC 1 1 5:39.775 2:58.301 1:46.585 54.889 106.3 5:39.775 2 1 3:18.203 57.832 1:30.281 50.090 165.1 8:57.978 3 1 3:13.327 54.418 1:28.619 50.290 162.9 12:11.305 4 1 3:11.690 55.362 1:26.405 49.923 172.2 15:22.995 5 1 3:14.151 56.620 1:25.606 51.925 177.3 18:37.146															
2	1	3:04.774	54.152	1:24.709	45.913	191.8	8:51.007																
3	1	2:58.232	49.344	1:23.266	45.622	186.9	11:49.239																
4	1	3:51.333B	50.502	1:30.322	1:30.509	198.5	15:40.572																
5	1	8:47.527	6:38.461	1:22.277	46.789	182.7	24:28.099																
6	1	3:50.707	51.243	1:51.526	1:07.938	195.3	28:18.806																



ACNN SPA EURO RACE QUALIFYING

Sector Analysis

■ Personal Best ■ Session Best B Crossing the finish line in pit lane

Lap	D	Time	Sector 1	Sector 2	Sector 3	T. Spd	Elapsed
6	1	3:14.582	58.003	1:26.546	50.033	175.6	21:51.728
7	1	3:15.013	55.879	1:28.080	51.054	169.8	25:06.741
8	1	4:04.344	56.793	2:13.882	53.669	133.7	29:11.085
9	1	3:13.467	55.571	1:26.696	51.200	175.3	32:24.552

236 1. Peter Koopman Gerard va VW GOLF TDI DTC

1	1	5:42.448	3:01.768	1:43.559	57.121	115.5	5:42.448
2	1	3:19.301	58.873	1:27.853	52.575	165.1	9:01.749
3	1	3:13.143	56.331	1:26.942	49.870	176.2	12:14.892
4	1	3:13.720	56.598	1:26.138	50.984	177.9	15:28.612
5	1	3:37.087B	56.970	1:27.298	1:12.819	174.8	19:05.699

241 1. Dave Hopman Gigi Rikma VW GOLF TDI DTC

1	1	5:43.331	2:57.293	1:47.242	58.796	106.8	5:43.331
2	1	3:33.728	59.368	1:38.028	56.332	159.3	9:17.059
3	1	3:32.036	59.935	1:36.058	56.043	157.7	12:49.095
4	1	3:24.517	1:00.099	1:31.074	53.344	159.8	16:13.612
5	1	3:25.501	1:01.312	1:31.984	52.205	158.6	19:39.113

242 1. Robert den Engelman M d VW GOLF TDI DTC

1	1	5:06.540	2:36.648	1:36.920	52.972	110.3	5:06.540
2	1	3:11.720	56.690	1:26.110	48.920	172.2	8:18.260
3	1	3:08.753	54.841	1:25.084	48.828	165.4	11:27.013
4	1	3:06.050	54.463	1:23.369	48.218	183.4	14:33.063
5	1	3:18.487B	54.235	1:25.702	58.550	181.2	17:51.550
6	1	5:02.527	2:51.026	1:23.726	47.775	173.6	22:54.077
7	1	6:38.972B	54.249	2:45.497	2:59.226	151.0	29:33.049

244 1. Rogier de Leeuw/de Vreec BMW E36 325i DTC

1	1	4:43.702	2:09.320	1:45.313	49.069	119.5	4:43.702
2	1	2:56.133	51.647	1:19.407	45.079	200.0	7:39.835
3	1	2:52.317	50.318	1:17.649	44.350	206.9	10:32.152
4	1	2:52.738	49.741	1:18.545	44.452	194.6	13:24.890
5	1	2:51.488	49.947	1:17.226	44.315	213.4	16:16.378
6	1	2:51.697	49.696	1:17.722	44.279	209.3	19:08.075
7	1	3:19.309B	51.342	1:19.866	1:08.101	182.4	22:27.384
8	1	6:09.243	3:03.247	2:17.021	48.975	166.2	28:36.627
9	1	3:10.947	53.497	1:25.153	52.297	171.7	31:47.574

246 1. Jonke Jelgerhuis ALFA DTC

1	1	4:44.149	2:10.243	1:40.625	53.281	116.1	4:44.149
2	1	3:16.718	57.348	1:28.626	50.744	164.1	8:00.867
3	1	3:17.751	1:01.284	1:26.825	49.642	167.7	11:18.618
4	1	3:09.734	55.907	1:25.068	48.759	187.5	14:28.352
5	1	3:13.381	56.020	1:26.675	50.686	176.5	17:41.733
6	1	3:15.833	57.654	1:28.076	50.103	181.2	20:57.566
7	1	3:10.389	55.208	1:25.936	49.245	170.3	24:07.955
8	1	4:07.619	56.108	1:59.525	1:11.986	165.6	28:15.574
9	1	3:11.555	55.397	1:25.169	50.989	184.6	31:27.129

900 1. Marc Oostrum Porsche 944 Porsche Cup

1	1	4:26.218	2:00.208	1:32.414	53.596	136.7	4:26.218
2	1	3:23.098	1:00.167	1:30.355	52.576	156.5	7:49.316
3	1	3:21.172	58.297	1:29.032	53.843	157.7	11:10.488
4	1	3:17.601	58.730	1:27.244	51.627	164.9	14:28.089
5	1	3:15.338	57.129	1:26.628	51.581	178.5	17:43.427
6	1	3:20.619	58.096	1:30.585	51.938	177.6	21:04.046
7	1	3:19.427	57.233	1:30.750	51.444	163.4	24:23.473
8	1	4:08.793	59.110	2:12.659	57.024	156.3	28:32.266
9	1	3:15.994	57.528	1:26.745	51.721	178.8	31:48.260

901 1. Harry en Patrick Verkerk Porsche 968 Cl.Sp. Porsche Cup

1	1	4:35.380	2:24.068	1:25.527	45.785	184.3	4:35.380
2	1	2:54.038	49.894	1:18.978	45.166	206.1	7:29.418
3	1	3:09.260B	49.966	1:19.155	1:00.139	199.3	10:38.678
4	1	4:31.448	2:22.533	1:23.517	45.398	129.2	15:10.126
5	1	2:54.443	49.880	1:19.759	44.804	205.7	18:04.569
6	1	3:08.138B	49.260	1:20.716	58.162	197.8	21:12.707
7	1	5:28.097B	3:00.793	1:19.695	1:07.609	194.6	26:40.804

902 1. Edwin Klooster Porsche 944 Porsche Cup


1	1	4:25.436	1:59.441	1:32.756	53.239	130.9	4:25.436
2	1	3:22.382	1:00.176	1:30.537	51.669	155.4	7:47.818
3	1	3:18.226	59.389	1:28.925	49.912	169.3	11:06.044
4	1	3:18.903	58.939	1:27.857	52.107	166.2	14:24.947
5	1	3:19.093	1:00.579	1:27.062	51.452	147.1	17:44.040
6	1	3:20.834	58.155	1:31.051	51.628	169.3	21:04.874
7	1	3:18.764	58.153	1:29.696	50.915	153.0	24:23.638
8	1	4:07.581	59.523	2:11.140	56.918	154.5	28:31.219
9	1	3:15.532	57.620	1:26.486	51.426	175.3	31:46.751

905 1. Richard Buitendijk Porsche 944 Turbo Porsche Cup

1	1	4:29.142	2:10.703	1:30.274	48.165	151.7	4:29.142
2	1	2:57.276	51.661	1:20.457	45.158	188.2	7:26.418
3	1	2:48.966	45.851	1:20.502	42.613	209.7	10:15.384
4	1	2:44.364	45.836	1:16.106	42.422	224.5	12:59.748
5	1	2:43.715	45.496	1:15.683	42.536	228.3	15:43.463
6	1	2:53.271	47.879	1:21.447	43.945	188.2	18:36.734
7	1	2:45.926	46.294	1:16.369	43.263	221.3	21:22.660
8	1	2:53.609	46.871	1:22.943	43.795	147.1	24:16.269
9	1	3:58.130	48.452	1:51.870	1:17.808	170.3	28:14.399
10	1	3:43.022B	46.377	1:25.826	1:30.819	193.5	31:57.421

907 1. Ruud van Rooijen Porsche Cup

1	1	4:40.797	2:19.238	1:31.402	50.157	132.4	4:40.797
2	1	3:05.008	53.480	1:23.608	47.920	182.4	7:45.805
3	1	3:03.550	54.353	1:22.175	47.022	166.7	10:49.355
4	1	3:01.529	52.962	1:21.187	47.380	189.5	13:50.884
5	1	3:01.938	52.807	1:21.286	47.845	203.4	16:52.822
6	1	3:08.986	53.777	1:25.642	49.567	178.2	20:01.808



ACNN SPA EURO RACE QUALIFYING

Sector Analysis

■ Personal Best
■ Session Best
B Crossing the finish line in pit lane

Lap D **Time** **Sector 1** **Sector 2** **Sector 3** **T. Spd** **Elapsed**
 Lap D **Time** **Sector 1** **Sector 2** **Sector 3** **T. Spd** **Elapsed**

968	1.Johan Heil						Porsche Cup
1	1	4:46.310	2:27.517	1:28.140	50.653	160.0	4:46.310
2	1	3:09.473	55.331	1:25.985	48.157	179.4	7:55.783
3	1	3:03.550	52.885	1:23.749	46.916	177.6	10:59.333
4	1	2:59.339	52.386	1:20.114	46.839	191.5	13:58.672
5	1	3:01.496	54.062	1:20.531	46.903	197.8	17:00.168
6	1	3:01.137	52.040	1:21.595	47.502	197.1	20:01.305
7	1	3:02.127	52.514	1:22.216	47.397	196.7	23:03.432
8	1	3:09.290	53.182	1:21.850	54.258	175.3	26:12.722
9	1	3:55.993	1:48.030	1:20.925	47.038	186.5	30:08.715

975	1.Patrick van den Berg						Porsche Cup
1	1	4:45.104	2:23.654	1:30.054	51.396	152.1	4:45.104
2	1	3:11.628	55.985	1:26.217	49.426	179.4	7:56.732
3	1	3:09.772	54.561	1:26.634	48.577	178.8	11:06.504
4	1	3:08.065	54.013	1:25.807	48.245	170.6	14:14.569
5	1	3:05.414	53.221	1:23.925	48.268	185.2	17:19.983
6	1	3:05.249	52.535	1:24.260	48.454	188.2	20:25.232
7	1	3:05.041	52.594	1:24.912	47.535	187.5	23:30.273
8	1	3:57.073	53.019	1:24.324	1:39.730	189.1	27:27.346
9	1	3:13.828	1:01.460	1:25.199	47.169	198.5	30:41.174

977	1.Jos Iske						Porsche 944 Porsche Cup
1	1	4:26.739	2:01.273	1:32.872	52.594	141.4	4:26.739
2	1	3:23.676	1:00.459	1:30.470	52.747	153.0	7:50.415
3	1	3:20.919	58.664	1:31.053	51.202	159.8	11:11.334
4	1	3:18.198	58.809	1:27.388	52.001	161.2	14:29.532
5	1	3:16.432	57.837	1:27.950	50.645	169.3	17:45.964
6	1	3:23.147	58.767	1:30.530	53.850	170.1	21:09.111
7	1	3:16.349	57.657	1:27.752	50.940	160.0	24:25.460
8	1	4:07.722	58.496	1:59.296	1:09.930	155.4	28:33.182
9	1	3:14.543	57.781	1:26.037	50.725	164.1	31:47.725

986	1.JeanPaul Hulsebos						Porsche Cup
1	1	4:30.178	2:12.331	1:29.266	48.581	163.1	4:30.178
2	1	3:04.742	55.582	1:21.607	47.553	190.8	7:34.920
3	1	3:03.667	52.733	1:23.705	47.229	168.2	10:38.587
4	1	3:01.223	52.925	1:21.799	46.499	189.5	13:39.810
5	1	3:19.050B	52.934	1:22.732	1:03.384	187.2	16:58.860

993	1.Eric Hesp						Porsche 944 Porsche Cup
1	1	4:18.647	1:58.875	1:29.656	50.116	159.8	4:18.647
2	1	3:12.559	56.735	1:24.431	51.393	182.7	7:31.206
3	1	3:10.584	55.880	1:25.286	49.418	176.2	10:41.790
4	1	3:11.001	56.579	1:24.427	49.995	181.2	13:52.791
5	1	3:11.947	56.216	1:25.748	49.983	183.7	17:04.738
6	1	3:11.702	56.979	1:24.635	50.088	183.1	20:16.440
7	1	3:12.351	56.795	1:25.530	50.026	154.7	23:28.791
8	1	4:10.749	56.734	1:27.215	1:46.800	168.7	27:39.540
9	1	3:10.485	56.642	1:24.608	49.235	182.1	30:50.025